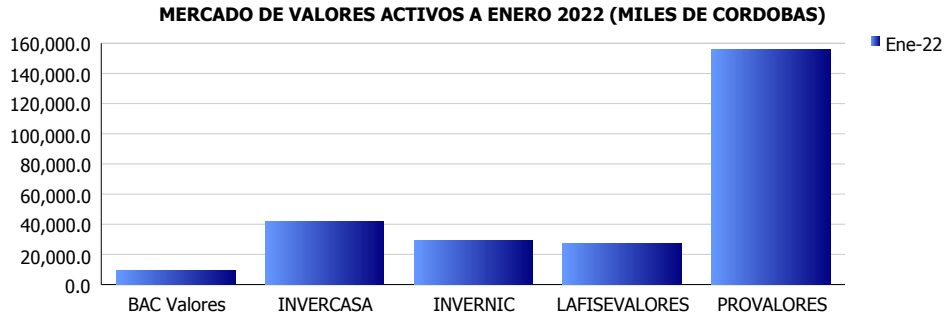


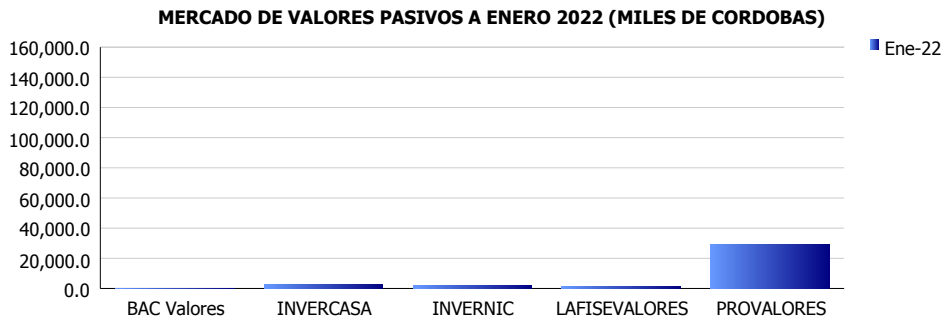


INSTITUCIONES FINANCIERAS DEL MERCADO DE VALORES
INDICADORES FINANCIEROS CONSOLIDADOS
(Cifras en miles de córdobas)

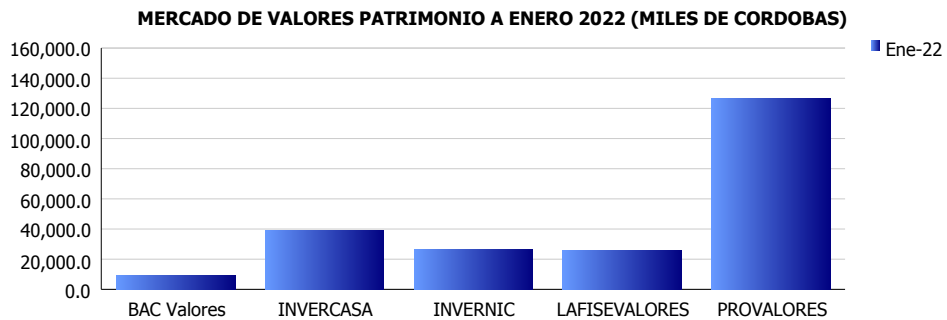
ACTIVOS	
Miles C\$	Ene-22
BAC Valores	9,295.6
INVERCASA	41,490.4
INVERNIC	28,916.5
LAFISEVALORES	27,492.3
PROVALORES	155,796.1
PROMEDIO	52,598.2



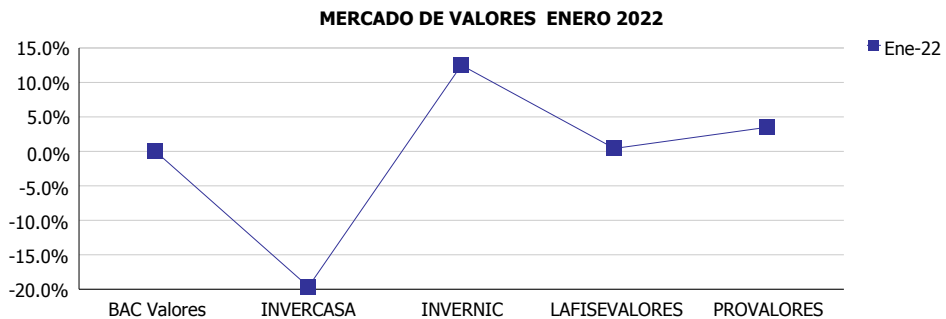
PASIVOS	
Miles C\$	Ene-22
BAC Valores	0.0
INVERCASA	2,674.8
INVERNIC	2,230.2
LAFISEVALORES	1,321.3
PROVALORES	29,455.1
PROMEDIO	7,136.3



PATRIMONIO	
Miles C\$	Ene-22
BAC Valores	9,295.6
INVERCASA	38,815.6
INVERNIC	26,686.3
LAFISEVALORES	25,684.2
PROVALORES	126,341.0
PROMEDIO	45,364.5



ROE	
	Ene-22
BAC Valores	0.0%
INVERCASA	-19.6%
INVERNIC	12.5%
LAFISEVALORES	0.4%
PROVALORES	3.5%
PROMEDIO	-0.6%



ROA	
	Ene-22
BAC Valores	0.0%
INVERCASA	-15.2%
INVERNIC	11.6%
LAFISEVALORES	0.4%
PROVALORES	2.8%
PROMEDIO	-0.1%

