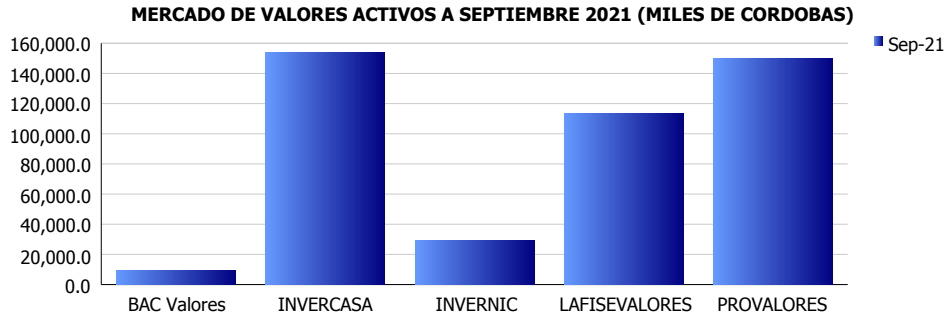


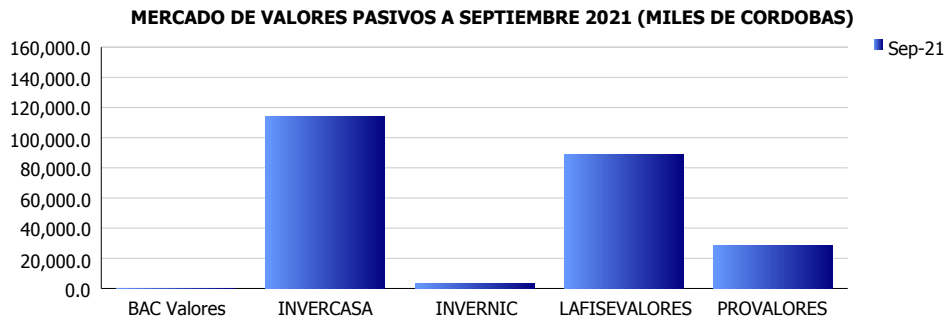


**INSTITUCIONES FINANCIERAS DEL MERCADO DE VALORES
INDICADORES FINANCIEROS CONSOLIDADOS
(Cifras en miles de córdobas)**

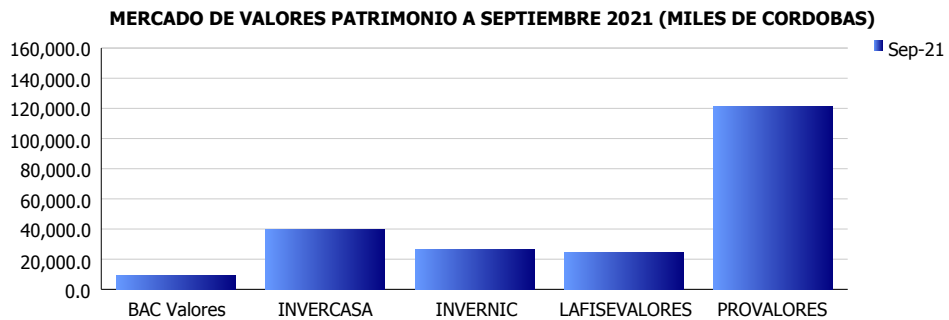
| ACTIVOS | |
|---------------|-----------|
| Miles C\$ | Sep-21 |
| BAC Valores | 9,295.6 |
| INVERCASA | 153,660.3 |
| INVERNIC | 29,486.3 |
| LAFISEVALORES | 113,503.1 |
| PROVALORES | 149,682.7 |
| PROMEDIO | 91,125.6 |



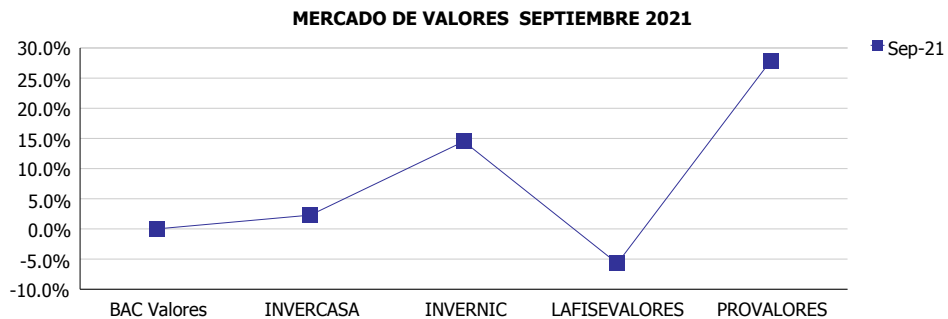
| PASIVOS | |
|---------------|-----------|
| Miles C\$ | Sep-21 |
| BAC Valores | 0.0 |
| INVERCASA | 113,932.4 |
| INVERNIC | 3,044.7 |
| LAFISEVALORES | 88,887.7 |
| PROVALORES | 28,193.5 |
| PROMEDIO | 46,811.7 |



| PATRIMONIO | |
|---------------|-----------|
| Miles C\$ | Sep-21 |
| BAC Valores | 9,295.6 |
| INVERCASA | 39,727.9 |
| INVERNIC | 26,441.6 |
| LAFISEVALORES | 24,615.4 |
| PROVALORES | 121,489.2 |
| PROMEDIO | 44,313.9 |



| ROE | |
|---------------|--------|
| | Sep-21 |
| BAC Valores | 0.0% |
| INVERCASA | 2.3% |
| INVERNIC | 14.5% |
| LAFISEVALORES | -5.7% |
| PROVALORES | 27.9% |
| PROMEDIO | 7.8% |



| ROA | |
|---------------|--------|
| | Sep-21 |
| BAC Valores | 0.0% |
| INVERCASA | 1.2% |
| INVERNIC | 13.1% |
| LAFISEVALORES | -4.1% |
| PROVALORES | 23.9% |
| PROMEDIO | 6.8% |

