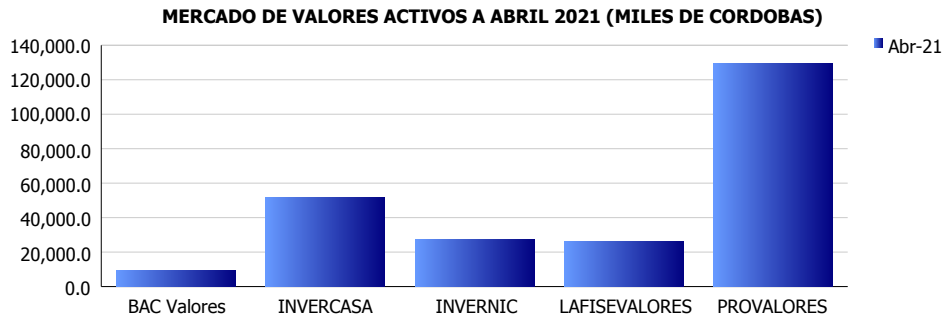


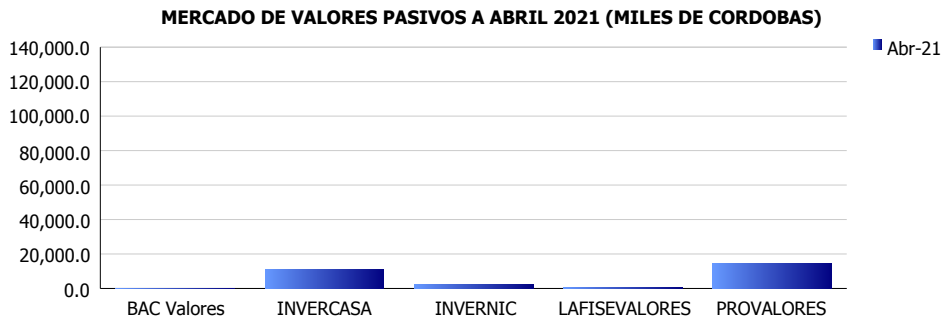


INSTITUCIONES FINANCIERAS DEL MERCADO DE VALORES INDICADORES FINANCIEROS CONSOLIDADOS (Cifras en miles de córdobas)

ACTIVOS	
Miles C\$	Abr-21
BAC Valores	9,295.6
INVERCASA	51,457.8
INVERNIC	27,087.9
LAFISEVALORES	25,908.5
PROVALORES	129,617.5
PROMEDIO	48,673.5



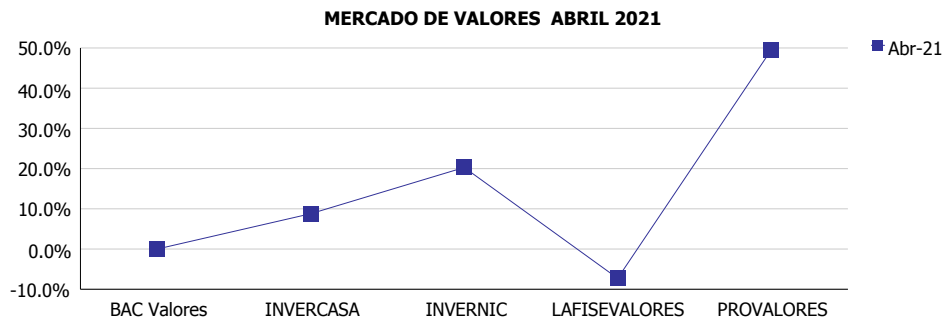
PASIVOS	
Miles C\$	Abr-21
BAC Valores	0.0
INVERCASA	10,978.1
INVERNIC	2,088.8
LAFISEVALORES	767.6
PROVALORES	14,275.3
PROMEDIO	5,622.0



PATRIMONIO	
Miles C\$	Abr-21
BAC Valores	9,295.6
INVERCASA	40,479.7
INVERNIC	24,999.0
LAFISEVALORES	25,140.9
PROVALORES	115,342.2
PROMEDIO	43,051.5



ROE	
	Abr-21
BAC Valores	0.0%
INVERCASA	8.8%
INVERNIC	20.3%
LAFISEVALORES	-7.3%
PROVALORES	49.5%
PROMEDIO	14.3%



ROA	
	Abr-21
BAC Valores	0.0%
INVERCASA	5.0%
INVERNIC	18.4%
LAFISEVALORES	-7.0%
PROVALORES	44.6%
PROMEDIO	12.2%

