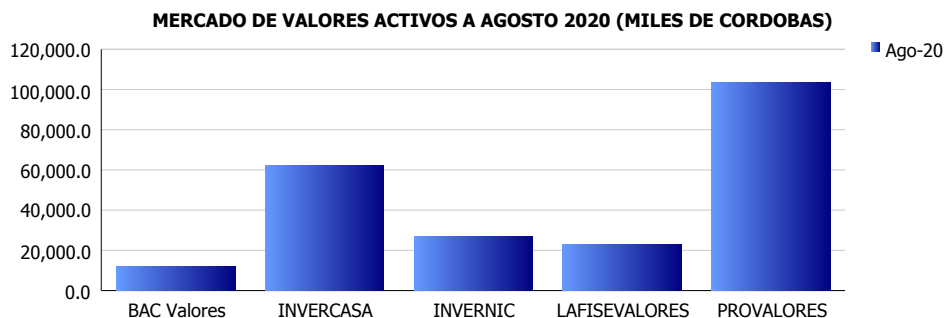


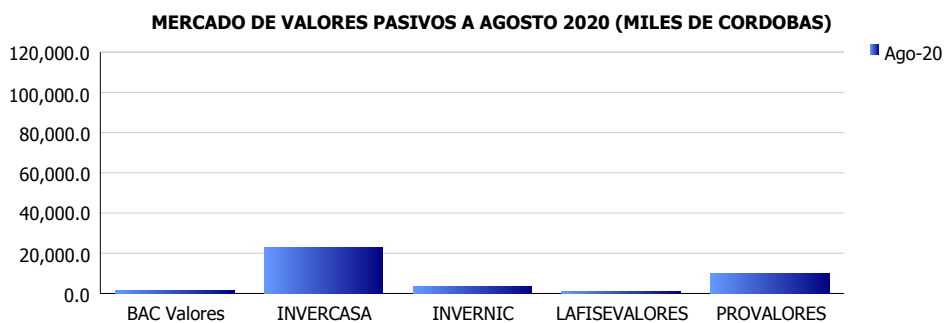


INSTITUCIONES FINANCIERAS DEL MERCADO DE VALORES INDICADORES FINANCIEROS CONSOLIDADOS (Cifras en miles de córdobas)

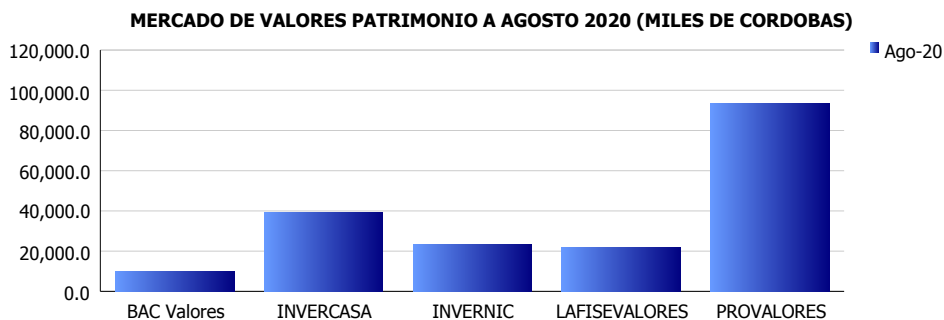
ACTIVOS	
Miles C\$	Ago-20
BAC Valores	11,777.0
INVERCASA	62,338.8
INVERNIC	26,639.9
LAFISEVALORES	22,670.3
PROVALORES	103,266.2
PROMEDIO	45,338.5



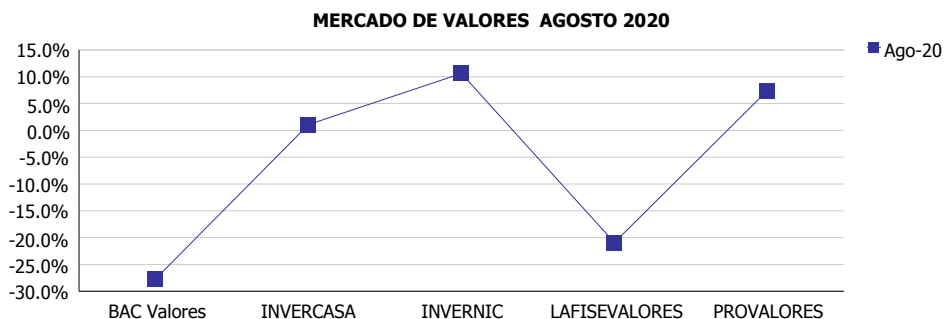
PASIVOS	
Miles C\$	Ago-20
BAC Valores	1,653.8
INVERCASA	22,972.0
INVERNIC	3,528.3
LAFISEVALORES	894.2
PROVALORES	9,837.3
PROMEDIO	7,777.1



PATRIMONIO	
Miles C\$	Ago-20
BAC Valores	10,123.2
INVERCASA	39,366.8
INVERNIC	23,111.6
LAFISEVALORES	21,776.1
PROVALORES	93,428.9
PROMEDIO	37,561.3



ROE	
	Ago-20
BAC Valores	-27.7%
INVERCASA	1.1%
INVERNIC	10.6%
LAFISEVALORES	-20.9%
PROVALORES	7.4%
PROMEDIO	-5.9%



ROA	
	Ago-20
BAC Valores	-23.3%
INVERCASA	0.5%
INVERNIC	7.5%
LAFISEVALORES	-20.1%
PROVALORES	6.8%
PROMEDIO	-5.7%

