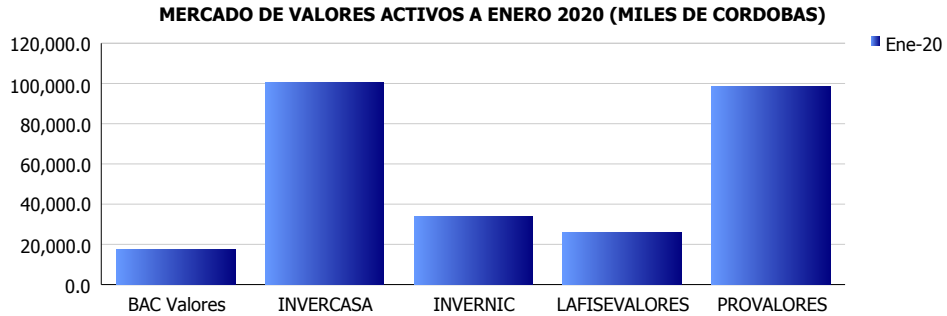


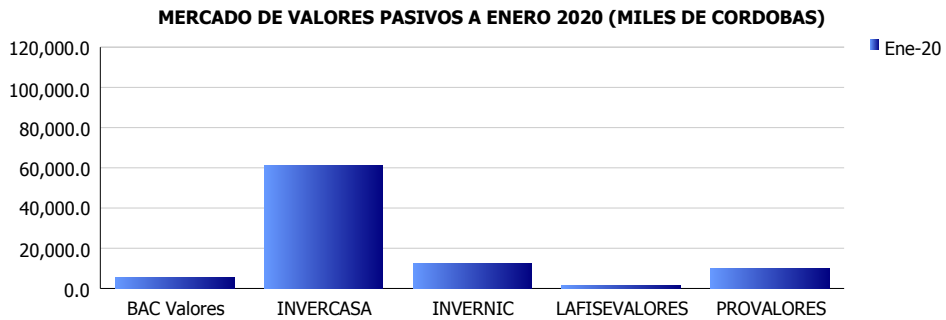


**INSTITUCIONES FINANCIERAS DEL MERCADO DE VALORES
INDICADORES FINANCIEROS CONSOLIDADOS
(Cifras en miles de córdobas)**

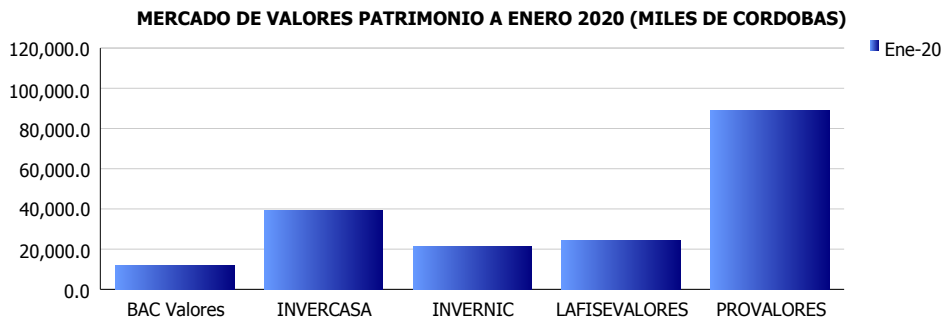
ACTIVOS	
Miles C\$	Ene-20
BAC Valores	17,345.4
INVERCASA	100,279.4
INVERNIC	33,901.0
LAFISEVALORES	25,977.6
PROVALORES	98,744.4
PROMEDIO	55,249.5



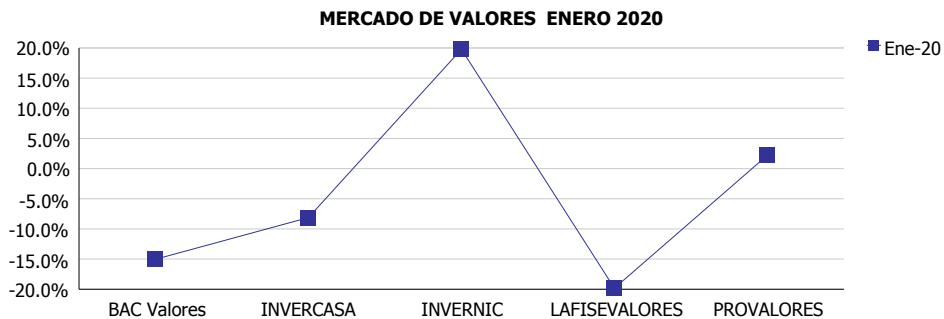
PASIVOS	
Miles C\$	Ene-20
BAC Valores	5,269.5
INVERCASA	61,097.1
INVERNIC	12,604.6
LAFISEVALORES	1,570.2
PROVALORES	9,695.9
PROMEDIO	18,047.5



PATRIMONIO	
Miles C\$	Ene-20
BAC Valores	12,075.8
INVERCASA	39,182.2
INVERNIC	21,296.4
LAFISEVALORES	24,407.3
PROVALORES	89,048.5
PROMEDIO	37,202.1



ROE	
	Ene-20
BAC Valores	-15.0%
INVERCASA	-8.1%
INVERNIC	19.8%
LAFISEVALORES	-19.8%
PROVALORES	2.2%
PROMEDIO	-4.2%



ROA	
	Ene-20
BAC Valores	-11.7%
INVERCASA	-4.2%
INVERNIC	13.4%
LAFISEVALORES	-18.6%
PROVALORES	2.0%
PROMEDIO	-3.8%

